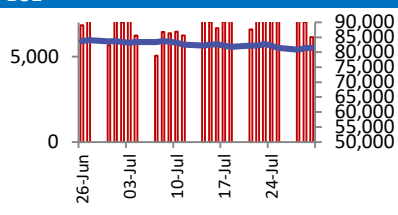
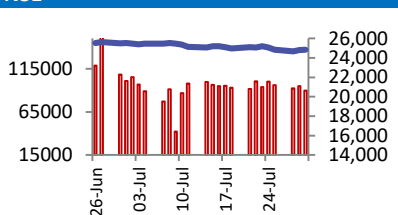


| BSE | NSE |
|---|---|
|  |  |
| Open 81595 High 81619 Low 81187 Close 81482 Change 144 Volume (Lacs) 6484 Turnover (Rs.inCr) 6133 | Open 24890 High 24902 Low 24772 Close 24855 Change 34 Volume(Lacs) 31199 Turnover(Rs.in Cr) 89523 |

| World Markets | Current | Previous | Pt. Chg | Var(%) |
|-------------------|---------|----------|---------|--------|
| Dow | 44461 | 44633 | (172) | -0.4% |
| Dow Futures | 44756 | 44633 | 123 | 0.3% |
| Nasdaq | 21130 | 21098 | 31 | 0.1% |
| FTSE | 9137 | 9136 | 1 | 0.0% |
| Nikkei | 41021 | 40655 | 366 | 0.9% |
| Hang Seng | 24964 | 25177 | (213) | -0.8% |
| Gift Nifty | 24684 | 24854 | (170) | -0.7% |
| Straits Singapore | 4193 | 4219 | (27) | -0.6% |
| South Korea | 3246 | 3254 | (8) | -0.3% |
| Taiwan | 23503 | 23462 | 41 | 0.2% |
| Shanghai | 3586 | 3616 | (30) | -0.8% |

| Commodity Prices | Current | Previous | Pt. Chg | Var(%) |
|----------------------|---------|----------|---------|--------|
| Copper (\$/MT) | 9699 | 9798 | (100) | -1.0% |
| Alumin (\$/MT) | 2601 | 2606 | (5) | -0.2% |
| Zinc (\$/MT) | 2786 | 2805 | (20) | -0.7% |
| Brent Crude (\$/bbl) | 73 | 73 | (0) | -0.2% |
| Gold (\$/Ounce) | 3297 | 3275 | 22 | 0.7% |
| Silver (\$/Ounce) | 37 | 37 | (0) | -0.1% |
| Light Crude (\$/bbl) | 70 | 70 | (0) | 0.0% |
| N G (\$/mmbtu) | 3 | 3 | (0) | -1.4% |
| Sugar (\$/MT) | 470 | 475 | (5) | -1.1% |
| Rubber (Rs./kg) | 208 | 210 | (3) | -1.2% |
| Baltic Dry Index | 1995 | 2109 | (114) | -5.4% |

| Currency Exchange Rate | Current | Previous | Var(%) |
|------------------------|---------|----------|--------|
| Rs./ \$ rate | 87.43 | 86.82 | 0.70% |
| Rs./ Euro | 100.98 | 100.50 | 0.48% |
| Rs./Chinese Yuan | 12.16 | 12.15 | 0.07% |
| Yen / \$ rate | 148.67 | 149.51 | -0.56% |
| \$ US/Euro | 1.14 | 1.14 | 0.23% |

| Dollar Index | Current | Previous | Var(%) |
|--------------|---------|----------|--------|
| Dollar Index | 99.75 | 99.82 | -0.07% |

| Support/ Resistance Levels for Today | | |
|--------------------------------------|-------|----------------|
| | Nifty | Bank Nifty Fut |
| Support 1 | 24570 | 55940 |
| Support 2 | 24500 | 55700 |
| Resistance | 24940 | 56470 |

| Securities in Ban For Trade |
|-----------------------------|
| NIL |

Market Review

US: The S&P 500 gave up earlier gains and closed lower on Wednesday after Fed Reserve Chair Jerome Powell signaled the central bank isn't ready to cut rates, as it assesses the impact of President Trump's higher tariffs on the inflation picture.

Asia: Asia-Pacific markets traded mixed Thursday as investors assessed the U.S.' blanket 15% tariffs on imports from South Korea and awaited details on the Bank of Japan's policy decision.

India: India's benchmark equity indices ended higher for a second consecutive session on Wednesday as better-than-expected earnings pulled up heavyweight Larsen & Toubro Ltd. to help offset decline in Tata Motors Ltd. and Reliance Industries Ltd. **Market is expected to open on a gap down note and likely to witness range bound move during the day.**

Global economy: Australia's retail sales surged past expectations in June, boosted by strong discretionary spending amid mid-year sales and discounts, with household goods leading the rise. Retail sales rose 1.2% MoM in June from a revised 0.5% growth in the prior month, and came in sharply above expectations of a 0.4% growth. ABS also released quarterly retail sales volumes, which rose 0.3% in the June quarter from nearly flat levels in the prior quarter. There were increases in all industries, led by household goods retailing, while food-related spending also rebounded in June.

China's manufacturing sector shrank more than expected in July, as weather-related disruptions largely offset improving trade ties with the US. Manufacturing PMI read 49.3 in July, compared to expectations that it would remain unchanged at 49.7. A reading below 50 indicates contraction, with the sector now contracting for a fourth consecutive month. Slowdown was in part due to seasonal trends and weather-related disruptions in activity.

Commodities: Oil prices gained for a fourth straight day on Thursday, as investors worried about supply shortages amid U.S. President Donald Trump's push for a swift resolution to the war in Ukraine and threats of tariffs on countries buying Russian oil.

Gold prices rebounded on Thursday from a one-month low hit in the previous session, as trade uncertainty stemming from fresh U.S. tariff announcements lifted bullion demand and investors bought on dips despite reduced expectations of a U.S. rate cut.

Currency: The dollar flirted with a two-month peak on Thursday after Federal Reserve Chair Jerome Powell stuck to his patient approach on rates in a closely watched policy decision and offered little insight on when they could be lowered.

FII Derivative Transactions (Rs. Cr)

| Contracts | Purchase | | Sell | | Net | Open Interest (OI) | | OI (Previous day) | | Change | |
|--------------|----------------|----------------|----------------|----------------|----------------|--------------------|---------------|-------------------|---------------|--------------|-------------|
| | Contract | Value | Contract | Value | Value | Contract | Value | Contract | Value | Contract | Value |
| Index Future | 44335 | 8372 | 46664 | 8818 | (446) | 240689 | 45269 | 232746 | 43753 | 7943 | 1516 |
| Index Option | 6359778 | 1192162 | 6437626 | 1206939 | (14777) | 1949984 | 366221 | 1912367 | 358583 | 37617 | 7638 |
| Stock Future | 1370199 | 94053 | 1372670 | 94250 | (197) | 5599109 | 385779 | 5553670 | 382917 | 45439 | 2862 |
| Stock Option | 284216 | 20174 | 297962 | 21123 | (949) | 761569 | 51901 | 795821 | 54301 | (34252) | (2400) |
| Total | 8058528 | 1314761 | 8154922 | 1331130 | (16369) | 8551351 | 849170 | 8494604 | 839554 | 56747 | 9616 |

| FII All Activity-BBG (Rs Cr) | | Buy | Sell | Net |
|------------------------------|--|---------------|---------------|----------------|
| 23-Jul-25 | | 15482 | 18782 | (3299) |
| 24-Jul-25 | | 14387 | 16383 | (1996) |
| 25-Jul-25 | | 737 | 1016 | (280) |
| 28-Jul-25 | | 10191 | 16155 | (5964) |
| 29-Jul-25 | | 13016 | 16708 | (3692) |
| Month to date- July | | 271557 | 288825 | (17268) |
| FII (Prov.) (Rs. Cr) | | Buy | Sell | Net |
| 24-Jul-25 | | 13725 | 15859 | (2134) |
| 25-Jul-25 | | 12832 | 14812 | (1980) |
| 28-Jul-25 | | 9994 | 16076 | (6082) |
| 29-Jul-25 | | 11512 | 16149 | (4637) |
| 30-Jul-25 | | 11888 | 12738 | (850) |
| Month to date-July | | 260913 | 302647 | (41734) |
| DII (Prov.) (Rs. Cr) | | Buy | Sell | Net |
| 24-Jul-25 | | 13507 | 10890 | 2617 |
| 25-Jul-25 | | 12787 | 10648 | 2139 |
| 28-Jul-25 | | 15800 | 9035 | 6765 |
| 29-Jul-25 | | 16166 | 10019 | 6147 |
| 30-Jul-25 | | 12890 | 11061 | 1829 |
| Month to date-July | | 298628 | 245555 | 53074 |
| FII Debt - BBG (Rs. Cr) | | Buy | Sell | Net |
| 23-Jul-25 | | 540 | 1115 | (575) |
| 24-Jul-25 | | 1168 | 2497 | (1329) |
| 25-Jul-25 | | 13660 | 15080 | (1419) |
| 28-Jul-25 | | 693 | 1497 | (804) |
| 29-Jul-25 | | 1528 | 2174 | (646) |
| Month to date- July | | 44815 | 48532 | (3717) |

| Market Breadth | BSE | | NSE | |
|----------------|------|-----|------|-----|
| | No. | % | No. | % |
| Advance | 1992 | 48% | 1492 | 49% |
| Decline | 2023 | 49% | 1453 | 48% |
| Unchanged | 143 | 3% | 76 | 3% |

| Market Turnover | 30-Jul | 29-Jul | Var (%) |
|-----------------|----------|----------|---------|
| BSE Cash | 6133 | 7016 | -13% |
| NSE Cash | 89523 | 94795 | -6% |
| NSE Futures | 301446 | 345206 | -13% |
| NSE Options | 22765618 | 14489999 | 57% |
| Total (Rs.Cr) | 23162720 | 14937016 | 55% |

| Volatility Index | 30-Jul | 29-Jul |
|------------------|--------|--------|
| Volatility Index | 11.21 | 11.53 |

| Index PE - TTM | 30-Jul | Yr. High | Yr. Low |
|----------------|--------|----------|---------|
| Sensex | 22.3 | 25.2 | 20.3 |
| Nifty | 22.1 | 24.4 | 19.6 |

Corporate News
Supreme Court Allows Open Court Hearing Of Review Petitions Against Rejection Of JSW's Resolution Plan For Bhushan Power & Steel

SC to hear review petitions from JSW Steel and BPSL lenders on 31st July. The petitions challenge the court's previous order for liquidation. The case impacts the acquisition and insolvency resolution of Bhushan Power and Steel. (BS)

HEG: Tax Authority Drops ₹2.82 Billion Recovery Effort, Company Approves Capacity Expansion

HEG Limited, a graphite electrode manufacturer, received relief as the tax authority dropped efforts to recover ₹2.82 bn. The company's Board approved a capacity expansion plan, adding 15,000 TPA to its current 100,000 TPA capacity with an estimated investment of ₹650 Cr. (NDTV)

Aurobindo Pharma arm to acquire 100% stake in Lannett Company LLC for \$250 mn

The company's arm will acquire 100% membership interest in Lannett Co LLC from Lannett Seller Holdco. The company will also acquire Lannett Co LLC for an enterprise value of \$250 mn.(CNBC)

Economy
Trump imposes 25% tariff on India over energy purchases from Russia

Donald Trump imposed a 25% tariff on India due to energy deals with Russia. This action complicates ongoing trade talks between the two nations. India is assessing the impact of these tariffs. The move could significantly affect India's exports to the US. (ET)

Seafood exporters may bear brunt of US tariff hike, Rs 60,000 crore industry at risk

India's seafood export industry, valued at ₹60,000 crore, anticipates a decline in US orders due to increased tariffs. Exporters, already burdened with existing duties, face an additional 15% tariff, potentially crippling the industry and affecting 20 mn people. Concerns linger regarding the applicability of the new tariffs to consignments currently in transit. (ET)

International
WuXi AppTec to raise \$981 mln via share placement to support expansion

WuXi AppTec will raise HK\$7.70 bn through a Hong Kong share placement to support its global expansion and capacity building. The placement represents roughly 2.51% of the company's enlarged share capital and is expected to be allocated to at least six institutional investors. (Invst)

| Top 5 Nifty Gainers | 30-Jul | 29-Jul | Var(%) |
|---------------------|--------|--------|--------|
| LT | 3665 | 3496 | 4.8% |
| SUNPHARMA | 1734 | 1711 | 1.4% |
| NTPC | 339 | 335 | 1.3% |
| MARUTI | 12618 | 12469 | 1.2% |
| TATACONSUM | 1073 | 1062 | 1.1% |
| Top 5 Nifty Losers | 30-Jul | 29-Jul | Var(%) |
| TATAMOTORS | 668 | 692 | -3.5% |
| HEROMOTOCO | 4251 | 4325 | -1.7% |
| POWERGRID | 289 | 293 | -1.4% |
| BAJAJ-AUTO | 8044 | 8128 | -1.0% |
| ETERNAL | 303 | 307 | -1.0% |

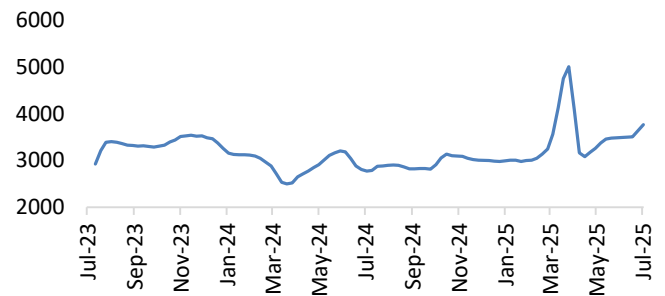
| BSE Index Watch | Last | 1 day | 1 wk | 1 mth | 1 yr |
|-----------------|-------|-------|-------|-------|--------|
| SENSEX | 81482 | 0.2% | -1.5% | -2.5% | -0.3% |
| MIDCAP | 46102 | 0.2% | -1.6% | -1.6% | -5.2% |
| SMLCAP | 53881 | 0.2% | -2.4% | -1.5% | -2.6% |
| AUTO | 53089 | -0.6% | -1.5% | -0.8% | -11.8% |
| BANKEK | 62230 | -0.1% | -2.6% | -3.0% | 5.7% |
| Capital Goods | 68693 | 0.3% | -2.9% | -5.0% | -9.2% |
| FMCG | 20333 | 0.3% | -1.2% | 0.5% | -9.7% |
| Health Care | 45862 | 0.1% | 1.9% | 3.6% | 13.2% |
| IT | 35031 | 0.3% | -3.7% | -8.1% | -16.0% |
| METAL | 31256 | -0.2% | -1.9% | -1.4% | -4.6% |
| Oil & Gas | 27197 | -0.1% | -2.1% | -2.4% | -16.5% |
| Power | 6740 | 0.0% | -2.5% | -2.9% | -20.2% |
| Realty | 7116 | -1.0% | -5.4% | -6.9% | -16.7% |

| Margin Trading Disclosure (Rs. In Cr) | Last | 1 day | 1 wk | 1 mth | 3 mth |
|---------------------------------------|-------|-------|--------|--------|-------|
| Op. Scripwise Outstanding | 91733 | -0.2% | 2.0% | 9.1% | 33.3% |
| Fresh Exposure | 5241 | -7.5% | -18.0% | -26.7% | -2.6% |
| Exposure liquidated | 5533 | -5.0% | -1.2% | -24.0% | 4.9% |
| Closing Net scripwise outstanding | 91441 | -0.4% | 0.8% | 8.9% | 32.7% |

| NSE USD Futures | 30-Jul | 29-Jul | Var (%) |
|----------------------------|--------|--------|---------|
| July Expiry (Rs./\$) | 86.08 | 86.82 | -0.9% |
| Aug Expiry (Rs./\$) | 86.49 | 86.08 | 0.5% |
| Total Turnover (Rs. Crore) | 2241 | 4729 | -53% |

| Sectors | TTM PE |
|------------------------|--------|
| Auto | 31.65 |
| Auto Ancillary | 43.34 |
| Banking | 14.37 |
| Engineering | 47.68 |
| Cement | 72.23 |
| Diamonds & Jewellery | 43.93 |
| Housing Finance | 24.15 |
| Infrastructure & Const | 26.83 |
| Metals-Aluminium | 28.66 |
| Metal – Steel | 17.98 |
| Oil Expl. | 7.42 |
| Pharma | 10.01 |
| Power – Gen. Supp. | 40.84 |
| Information Tech. | 27.4 |
| Sugar | 17.91 |
| Telecom Serv. Prov. | 39.8 |
| Tyres | 34.32 |

Bromine Price: China (\$/MT) (Source: BBG)



| 10 year G-Sec Yield | Current | Previous | Change |
|---------------------|---------|----------|---------|
| US | 4.35% | 4.37% | (2) bps |
| Japan | 1.57% | 1.56% | 0 bps |
| India | 6.37% | 6.36% | 1 bps |
| UK | 4.60% | 4.63% | (3) bps |
| Libor 3 Mths | 4.85% | 4.85% | (0) bps |

| Indian Eco Data | Current | Previous | Var(%) |
|----------------------------|---------|----------|----------|
| Forex Reserve (US\$ in bn) | 602 | 695 | -13.5% |
| Inflation - WPI | -0.13% | 0.39% | (52) bps |
| Inflation - CPI | 2.10% | 2.82% | (72) bps |

| India GDP | Q3FY25 | Q2FY25 | Var(%) |
|-----------|--------|--------|--------|
| Growth | 7.38% | 6.40% | 98 bps |

| Monetary Policy | Current | Previous | Change |
|--------------------------------------|---------|----------|----------|
| Repo Rate | 5.50% | 6.00% | (50) bps |
| Reverse Repo Rate | 3.35% | 3.35% | 0 bps |
| CRR | 4.00% | 4.00% | 0 bps |
| O/S Banking System Liquidity (Rs bn) | 2736 | 2414 | 321.4 |

| IIP Growth % | Jun-25 | Jun-24 | Apr-Feb |
|---------------|--------|--------|---------|
| IIP | 1.5 | 4.9 | 3.3 |
| Capital Goods | 3.5 | 3.6 | 7.9 |
| Mining | 3.9 | 3.5 | 3.8 |
| Manufacturing | -2.6 | 8.6 | 2.1 |
| Electricity | -8.7 | 10.3 | 0.4 |

ADR Price Movement

| Company | Price (US\$) | Volume | Previous Day Price | Volume | Variance (%) | No. of Share Per ADR | ADR Price (Rs.) | BSE Price | Variance (%) |
|--------------|-----------------|----------|-----------------------|----------|-----------------|-------------------------|--------------------|--------------|-----------------|
| Infosys Tech | 16.95 | 13279144 | 17.21 | 11563738 | -1.51% | 1 | 1481.90 | 1519.00 | -2.4% |
| Wipro | 2.75 | 8269263 | 2.80 | 7990068 | -1.79% | 1 | 240.43 | 250.20 | -3.9% |
| Dr.Reddy's | 14.10 | 3032210 | 14.76 | 1303560 | -4.47% | 1 | 1232.73 | 1292.10 | -4.6% |
| ICICI Bank | 33.30 | 4866925 | 33.78 | 5871158 | -1.42% | 2 | 1455.67 | 1482.40 | -1.8% |
| HDFC Bank | 76.46 | 1911362 | 77.46 | 2039637 | -1.29% | 3 | 2228.24 | 2025.80 | 10.0% |

GDR's (US\$)

| | Prices | Prev. Close | Change | Var % |
|-----|--------|-------------|--------|-------|
| L&T | 40.95 | 39.85 | 1.1 | 2.8% |
| RIL | 63.30 | 64.30 | (1.0) | -1.6% |
| SBI | 91.40 | 92.10 | (0.7) | -0.8% |

| US Economy Data | Current | Previous |
|---------------------|---------|----------|
| Inflation (%) (YoY) | 2.70% | 2.40% |
| Unemployment (%) | 4.10% | 4.20% |

| Interest Rate (%) | Current | Previous |
|-------------------|---------|----------|
| Fed Rate | 4.50% | 4.50% |

| US GDP | Q2CY25 | Q1CY25 |
|-------------------------|--------|--------|
| Growth (QoQ Annualized) | 3.00% | -0.50% |

| China Economy Data | Current | Previous |
|---------------------|---------|----------|
| GDP | 5.20% | 5.40% |
| Inflation – CPI (%) | 0.10% | -0.10% |

Economic Calendar

| | Date |
|-------------------------------------|-----------------|
| Indian GDP Data | 29 Aug |
| Indian Inflation Data CPI | 12 Aug |
| Indian Inflation Data WPI | 14 Aug |
| Indian Monetary Policy | 06 Aug |
| India's Industrial Production (IIP) | 28 Aug |
| US Inflation Data | 12 Aug |
| US GDP | To Be Announced |
| US Unemployment Data | 01 Aug |
| US Fed Rate | To Be Announced |
| China GDP | 20 Oct |
| China Inflation Data | 09 Aug |

| Event Update | | |
|---------------------------------------|----------|--|
| Name | Date | Purpose |
| Balkrishna Industries Ltd. | 31/07/25 | First Interim Dividend |
| Bharat Petroleum Corporation Ltd. | 31/07/25 | Rs.5.00 per share(50%)Final Dividend |
| Carborundum Universal Ltd. | 31/07/25 | Rs.2.50 per share(250%)Final Dividend |
| Chembond Material Technologies Ltd. | 31/07/25 | Rs.1.75 per share(35%)Dividend |
| Cheviot Company Ltd. | 31/07/25 | Rs.5.00 per share(50%)Final Dividend |
| Godrej Agrovet Ltd. | 31/07/25 | Rs.11.00 per share(110%)Final Dividend |
| GPT Infraprojects Ltd. | 31/07/25 | Rs.1.00 per share(10%)Final Dividend |
| Granules India Ltd. | 31/07/25 | Rs.1.50 per share(150%)Final Dividend |
| Igarashi Motors India Ltd. | 31/07/25 | Rs.2.50 per share(25%)Final Dividend |
| ITD Cementation India Ltd. | 31/07/25 | Rs.2.00 per share(200%)Final Dividend |
| JK Tyre & Industries Ltd. | 31/07/25 | Rs.3.00 per share(150%)Dividend |
| Kirloskar Oil Engines Ltd. | 31/07/25 | Rs.4.00 per share(200%)Final Dividend |
| KPT Industries Ltd. | 31/07/25 | Rs.3.00 per share(60%)Dividend |
| Maitreya Medicare Ltd. | 31/07/25 | 06th AGM |
| Prataap Snacks Ltd. | 31/07/25 | Rs.0.50 per share(10%)Dividend |
| United Breweries Ltd. | 31/07/25 | Rs.10.00 per share(1000%)Final Dividend |
| Usha Martin Ltd. | 31/07/25 | Rs.3.00 per share(300%)Final Dividend |
| V-Guard Industries Ltd. | 31/07/25 | Rs.1.50 per share(150%)Final Dividend |
| Aarvi Encon Ltd. | 01/08/25 | Dividend |
| ADC India Communications Ltd. | 01/08/25 | Rs.5.00 per share(50%)Final Dividend |
| Amara Raja Energy & Mobility Ltd. | 01/08/25 | Rs.5.20 per share(520%)Final Dividend |
| Andhra Paper Ltd. | 01/08/25 | Rs.1.00 per share(50%)Final Dividend |
| Balaji Amines Ltd. | 01/08/25 | Rs.11.00 per share(550%)Final Dividend |
| Bata India Ltd. | 01/08/25 | Rs.9.00 per share(180%)Final Dividend |
| Batliboi Ltd. | 01/08/25 | Rs.0.60 per share(12%)Final Dividend |
| BDH Industries Ltd. | 01/08/25 | Rs.4.50 per share(45%)Final Dividend |
| Bengal Tea & Fabrics Ltd. | 01/08/25 | Rs.1.50 per share(15%)Final Dividend |
| Cello World Ltd. | 01/08/25 | Rs.1.50 per share(30%)Final Dividend |
| Chennai Petroleum Corporation Ltd. | 01/08/25 | Rs.5.00 per share(50%)Final Dividend |
| Cholamandalam Financial Holdings Ltd. | 01/08/25 | Rs.1.30 per share(130%)Final Dividend |
| City Union Bank Ltd. | 01/08/25 | Rs.2.00 per share(200%)Dividend |
| Cochin Minerals & Rutile Ltd. | 01/08/25 | Rs.8.00 per share(80%)Final Dividend |
| Cyber Media (India) Ltd. | 01/08/25 | Right Issue of Equity Shares |
| Data Patterns (India) Ltd. | 01/08/25 | Rs.7.90 per share(395%)Final Dividend |
| Dhunseri Tea & Industries Ltd. | 01/08/25 | Rs.1.00 per share(10%)Final Dividend |
| Dhunseri Ventures Ltd. | 01/08/25 | Rs.5.00 per share(50%)Final Dividend |
| Eicher Motors Ltd. | 01/08/25 | Rs.70.00 per share(7000%)Final Dividend |
| Endurance Technologies Ltd. | 01/08/25 | Rs.10.00 per share(100%)Final Dividend |
| Galaxy Surfactants Ltd. | 01/08/25 | Rs.4.00 per share(40%)Final Dividend |
| Gandhar Oil Refinery (India) Ltd. | 01/08/25 | Rs.0.50 per share(25%)Final Dividend |
| Gretex Corporate Services Ltd. | 01/08/25 | Rs.0.30 per share(3%)Final Dividend |
| International Travel House Ltd. | 01/08/25 | Rs.5.50 per share(55%)Final Dividend |
| Kaira Can Company Ltd. | 01/08/25 | Rs.12.00 per share(120%)Final Dividend |
| Kaycee Industries Ltd. | 01/08/25 | Rs.2.00 per share(20%)Final Dividend |
| LT Foods Ltd. | 01/08/25 | Rs.1.00 per share(100%)Interim Dividend |
| Majestic Auto Ltd. | 01/08/25 | Rs.5.00 per share(50%)Final Dividend |
| Marico Ltd. | 01/08/25 | Rs.7.00 per share(700%)Final Dividend |
| Marksans Pharma Ltd. | 01/08/25 | Rs.0.80 per share(80%)Final Dividend |
| Maruti Suzuki India Ltd. | 01/08/25 | Rs.135.00 per share(2700%)Final Dividend |
| Mindteck (India) Ltd. | 01/08/25 | Rs.1.00 per share(10%)Dividend |
| Munjal Showa Ltd. | 01/08/25 | Rs.4.50 per share(225%)Dividend |
| Narayana Hrudayalaya Ltd. | 01/08/25 | Rs.4.50 per share(45%)Final Dividend |
| PNB Housing Finance Ltd. | 01/08/25 | Rs.5.00 per share(50%)Final Dividend |
| Pradeep Metals Ltd. | 01/08/25 | Rs.2.50 per share(25%)Final Dividend |
| Praveg Ltd. | 01/08/25 | Rs.1.00 per share(10%)Final Dividend |
| PTC India Ltd. | 01/08/25 | Rs.6.70 per share(67%)Final Dividend |
| Redtape Ltd. | 01/08/25 | Rs.0.25 per share(12.5%)Final Dividend |

Bulk Deal As On 30/07/25

| BSE | | | | | |
|---------------|---------------|---|------|----------|--------|
| Security Code | Security Name | Client Name | Deal | Quantity | Price |
| 540923 | ASHOKAMET | IRAGE BROKING SERVICES LLP | S | 87732 | 18.68 |
| 540923 | ASHOKAMET | IRAGE BROKING SERVICES LLP | B | 217118 | 18.85 |
| 539662 | BFLAFL | SHAMAL KOLEKAR | B | 59099 | 14.48 |
| 512441 | ENBETRD | MISTERKAPOORKESHRI | S | 5710788 | 0.48 |
| 512441 | ENBETRD | MISTERKAPOORKESHRI | B | 11120 | 0.48 |
| 512441 | ENBETRD | SATISH KUMAR ANANTA SATYANARAYANA ANAPU | B | 2900000 | 0.46 |
| 509024 | GOLDLEG | AMRAWORLD AGRICO LIMITED | S | 145000 | 9.17 |
| 509024 | GOLDLEG | INTERFACE FINANCIAL SERVICES LIMITED | S | 112500 | 9.17 |
| 509024 | GOLDLEG | KASTOOR CHAND GUPTA | S | 100000 | 9.17 |
| 540938 | GUJHYSPIN | SHRENI SHARES LTD | B | 100000 | 25.45 |
| 544426 | ICON | NEO APEX VENTURE LLP | S | 61200 | 56.99 |
| 537707 | LADDU | KAUSHAL HITESHBAI PARIKH | S | 1800000 | 3.16 |
| 537707 | LADDU | SHAILESH DHAMELIYA | S | 700000 | 3.16 |
| 543613 | MAFIA | PARTH MAKHIJA | B | 24000 | 15.2 |
| 543364 | MARKOLINES | PALAK TRADELINK PRIVATE LIMITED | S | 158479 | 145.06 |
| 543364 | MARKOLINES | PALAK TRADELINK PRIVATE LIMITED | B | 145760 | 143.79 |
| 526301 | MEDINOV | AMIT SOMANI HUF | B | 52000 | 41.82 |
| 526301 | MEDINOV | RAJANI VADDI | S | 63058 | 41.49 |
| 541337 | MILEFUR | BASAMMA TEKURI | S | 48000 | 9.56 |
| 541337 | MILEFUR | FAIJAL GAFARBHAI KHATRI | B | 96000 | 9.51 |
| 543207 | NATURAL | HETAL ARUNKUMAR PRAJAPATI | S | 144470 | 12.91 |
| 539521 | NAVIGANT | NAVIGANT IR SERVICES PRIVATE LIMITED . | B | 140000 | 70.26 |
| 539521 | NAVIGANT | SARTHAK VIJLANI | S | 140000 | 70.26 |
| 544178 | PIOTEX | SPREAD X SECURITIES PRIVATE LIMITED | S | 30000 | 62.57 |
| 505502 | PSITINFRA | SITA DEVI OJHA | S | 747000 | 1.12 |
| 505502 | PSITINFRA | SWARUPGUCHHAIT | B | 285500 | 1.12 |
| 541601 | RAJNISH | DEALMONEY COMMODITIES PRIVATE LIMITED | B | 5417144 | 0.94 |
| 544391 | RETAGGIO | SOBIYA ANAS DALAL | S | 84000 | 24 |
| 539519 | SATTVASUKU | D P VORA SECURITIES PRIVATE LIMITED | S | 2559626 | 0.68 |
| 539519 | SATTVASUKU | JAIPRAKASH JUGALKISHOR AGARWAL | B | 2145000 | 0.68 |
| 531797 | SCANPRO | NIRMAL GUPTA | S | 35000 | 71.8 |
| 517393 | VINTRON | LOVLESH JAIN | S | 751590 | 19.18 |
| 517393 | VINTRON | NEO APEX VENTURE LLP | S | 797990 | 18.71 |
| 517393 | VINTRON | NEO APEX VENTURE LLP | B | 1074458 | 18.55 |

NSE

| Security Code | Security Name | Client Name | Deal | Quantity | Price |
|---------------|---------------------------|-------------------------------------|------|----------|--------|
| AKIKO | Akiko Global Services L | MANISH GROVER | SELL | 70400 | 115.51 |
| AKIKO | Akiko Global Services L | SANDEEP SINGH | BUY | 84800 | 117.15 |
| ARIHANTACA | Arihant Academy Limited | ANOKHILAL KATARIA | BUY | 64000 | 275 |
| AWFIS | Awfis Space Solutions Ltd | VBAP HOLDINGS PRIVATE LIMITED | SELL | 760000 | 595.13 |
| CREATIVE | Creative Newtech Limited | NECTA BLOOM VCC - NECTA BLOOM ONE | SELL | 103851 | 644.7 |
| CREATIVE | Creative Newtech Limited | SETU SECURITIES PRIVATE LIMITED | BUY | 103901 | 644.7 |
| DECCANTRAN | Deccan Transcon Leasing L | GIRIJADHAVA VYAPAAR PRIVATE LIMITED | SELL | 120000 | 30.65 |
| GATECH | GACM Technologies Limited | MANDAKINIBEN PRADYUMANBHAI PATEL | SELL | 27770296 | 0.52 |
| MMEL | Moving Media Enter Ltd | VINEY EQUITY MARKET LLP | BUY | 250000 | 79.49 |
| NIKITA | Nikita Papers Limited | FAST TRACK FINSEC PRIVATE LIMITED | SELL | 400800 | 80 |
| NIKITA | Nikita Papers Limited | YASH HITESH PATEL | BUY | 400800 | 80 |
| PEARLPOLY | Pearl Polymers Ltd | AVIRAT ENTERPRISE | SELL | 284000 | 36.94 |
| SAMAY | Samay Project Services L | MONPARA VISHAL TALSIBHAI | BUY | 100000 | 34.86 |
| SAMAY | Samay Project Services L | RAJASTHAN GLOBAL SECURITIES PVT LTD | SELL | 80000 | 34.85 |
| SAVY | Savy Infra and Logi Ltd | NEO APEX VENTURE LLP | SELL | 120000 | 135.25 |
| SAVY | Savy Infra and Logi Ltd | PURE BROKING PVT LTD | BUY | 126000 | 134.55 |
| TRU | TruCap Finance Limited | J V COMMODITY PRIVATE LIMITED | SELL | 710000 | 14.39 |
| TRU | TruCap Finance Limited | RUSHABH CHANDRAKANT SHETH | BUY | 1305922 | 14.27 |
| TSC | TSC India Limited | KESHAV SONKHIYA | BUY | 84000 | 70.93 |
| TSC | TSC India Limited | KIFS ENTERPRISE | BUY | 130000 | 68.06 |
| UPLPP1 | UPL Limited | MORGAN STANLEY ASIA SINGAPORE PTE | BUY | 1027090 | 532.36 |
| UPLPP1 | UPL Limited | NECTA BLOOM VCC - REGAL FUND | SELL | 550000 | 531.66 |
| VALIANT-RE | Valiant Laboratories Ltd | JALIYAN COMMODITY | SELL | 69199 | 13.72 |
| VALIANT-RE | Valiant Laboratories Ltd | JITENDRA RASIKLAL SANGHAVI | BUY | 84222 | 10.95 |
| VALIANT-RE | Valiant Laboratories Ltd | MONEY LOGIX SECURITIES PVT LTD | SELL | 135822 | 11.1 |
| VCL | Vaxtex Coflab Limited | JAYDEEP CHANDUBHAI KOTWANI | BUY | 1750000 | 1.21 |
| VCL | Vaxtex Coflab Limited | SMITAL SURESH THAKKAR | BUY | 1655719 | 1.21 |
| VCL | Vaxtex Coflab Limited | VAXFAB ENTERPRISES LIMITED | SELL | 6000000 | 1.21 |
| VILINBIO | Vilin Bio Med Limited | KASHINATH SAHU | SELL | 76000 | 26.25 |

Disclosure:

Research Reports that are published by Nirmal Bang Securities Private Limited (hereinafter referred to as "NBSPL") are for private circulation only. NBSPL is a registered Research Analyst under SEBI (Research Analyst) Regulations, 2014 having Registration no. INH000001766. NBSPL is also a registered Stock Broker with National Stock Exchange of India Limited, BSE Limited, Metropolitan Stock Exchange of India Limited, Multi Commodity Exchange of India Limited and , National Commodity and Derivative Exchange Limited in Capital Market , Equity and Commodities derivatives segments and Currency Derivatives Segment .

NBSPL has other business divisions with independent research teams separated by Chinese walls, and therefore may, at times, have different or contrary views on stocks and markets.

NBSPL or its associates have not been debarred / suspended by SEBI or any other regulatory authority for accessing / dealing in securities Market since last 20 years. NBSPL, its associates or analyst or his relatives do not hold any financial interest (Except Investment) in the subject company. NBSPL or its associates or Analyst do not have any conflict or material conflict of interest at the time of publication of the research report with the subject company. NBSPL or its associates or Analyst or his relatives may or may not hold beneficial ownership of 1% or more in the subject company at the end of the month immediately preceding the date of publication of this research report.

NBSPL or its associates / analyst has not received any compensation / managed or co-managed public offering of securities of the company covered by Analyst during the past twelve months. NBSPL or its associates have not received any compensation or other benefits from the company covered by Analyst or third party in connection with the research report. Analyst has not served as an officer, director or employee of Subject Company. NBSPL / analyst has not been engaged in market making activity of the subject company.

Analyst Certification: The research analysts and authors of these reports, hereby certify that the views expressed in this research report accurately reflects my/our personal views about the subject securities, issuers, products, sectors or industries. It is also certified that no part of the compensation of the analyst(s) was, is, or will be directly or indirectly related to the inclusion of specific recommendations or views in this research. The analyst(s) principally responsible for the preparation of this research report and has taken reasonable care to achieve and maintain independence and objectivity in making any recommendations.

Disclaimer:

The Research Report is for the personal information of the authorized recipient and does not construe to be any investment, legal or taxation advice. NBSPL is not soliciting any action based upon it. Nothing in the research report shall be construed as a solicitation to buy or sell any security or product, or to engage in or refrain from engaging in any such transaction. In preparing the research report, we did not take into account the investment objectives, financial situation and particular needs of the reader.

The research report has been prepared for the general use of the clients of NBSPL and must not be copied, either in whole or in part, or distributed or redistributed to any other person in any form. If you are not the intended recipient you must not use or disclose the information in the research report in any way. Though disseminated to all the customers simultaneously, not all customers may receive the research report at the same time. NBSPL will not treat recipients as customers by virtue of their receiving the research report. The research report is not directed or intended for distribution to or use by any person or entity resident in a state, country or any jurisdiction, where such distribution, publication, availability or use would be contrary to law, regulation or which would subject NBSPL & its group companies to registration or licensing requirements within such jurisdictions.

The report is based on the information obtained from sources believed to be reliable, but we do not make any representation or warranty that it is accurate, complete or up-to-date and it should not be relied upon as such. We accept no obligation to correct or update the information or opinions in it. NBSPL or any of its affiliates or employees shall not be in any way responsible for any loss or damage that may arise to any person from any inadvertent error in the information contained in the research report. NBSPL or any of its affiliates or employees do not provide, at any time, any express or implied warranty of any kind, regarding any matter pertaining to this report, including without limitation the implied warranties of merchantability, fitness for a particular purpose, and non-infringement. The recipients of the research report should rely on their own investigations.

This information is subject to change without any prior notice. NBSPL reserves its absolute discretion and right to make or refrain from making modifications and alterations to this statement from time to time. Nevertheless, NBSPL is committed to providing independent and transparent recommendations to its clients, and would be happy to provide information in response to specific client queries.

Before making an investment decision on the basis of research report, the reader needs to consider, with or without the assistance of an adviser, whether the advice is appropriate in light of their particular investment needs, objectives and financial circumstances. There are risks involved in securities trading. The price of securities can and does fluctuate, and an individual security may even become valueless. International investors are reminded of the additional risks inherent in international investments, such as currency fluctuations and international stock market or economic conditions, which may adversely affect the value of the investment. Opinions expressed are subject to change without any notice. Neither the company nor the director or the employees of NBSPL accept any liability whatsoever for any direct, indirect, consequential or other loss arising from any use of the research report and/or further communication in relation to the research report. Here it may be noted that neither NBSPL, nor its directors, employees, agents or representatives shall be liable for any damages whether direct or indirect, incidental, special or consequential including lost revenue or lost profit that may arise from or in connection with the use of the information contained in the research report.

Copyright of this document vests exclusively with NBSPL.

Our reports are also available on our website

Registration granted by SEBI and certification from NISM in no way guarantee performance of NBSPL or provide any assurance of returns to investors.

Nirmal Bang Research (Division of Nirmal Bang Securities Pvt. Ltd.)

B-2, 301/302, Marathon Innova,
Opp. Peninsula Corporate Park
Off. Ganpatrao Kadam Marg
Lower Parel(W), Mumbai-400013
Board No. : 91 22 6723 8000/8001
Fax. : 022 6723 8010